

Ster Bollard Diffused 800

GEOMETRY HIGHLIGHTS SIMPLICITY AND EFFICIENCY

A cone of light designed to illuminate outdoor spaces, with a strong and contemporary design—its geometry highlights simplicity and efficiency.

Ster is a projector available in multiple configurations, suitable for all main applications.

SPOT GU10 Model: Available as a wall-mounted projector or as a bollard with single or double emission (H 500 mm, 800 mm), equipped with a GU10 lampholder (lamp not included), or in the SPOT10° version with SORAA® lamp (beam and light-colour accessories to be ordered separately). Die-cast aluminium body, with cathodolysis treatment and polyester powder coating, the base is made of turned aluminium specifically treated for outdoor resistance.

Adjustability: $\pm 90^\circ$ tilt / $\pm 355^\circ$ rotation.

The transparent, tempered glass with black silk-screened is attached to the removable frame for access during maintenance.

Direct power supply 220–240V.

DIFFUSED Model: Available as a wall fixture, single or double-emission bollard (500 mm and 800 mm), or suspension with rod.

Light source: power LED, 2700K or 3000K, CRI ≥ 90 .

The luminaire body and base are made of turned aluminium with cathodolysis treatment and polyester powder coating.

The transparent, tempered glass with black screen-printing is sealed to the body to ensure IP66 protection.

Power supply: 220–240V (phase-cut dimmable for wall version) or 24V with remote driver to be ordered separately.

Un cono di luce ad illuminare gli spazi esterni, design deciso e attuale, una geometria che esalta semplicità ed efficienza.

Ster è un proiettore che si declina in molteplici soluzioni e per tutte le applicazioni principali.

Modello SPOT GU10: in versione proiettore a parete o bollard a singola o doppia emissione (h500mm, 800mm) con portalampada senza lampadina o in versione SPOT10° con lampadina SORAA® (accessori relativi a fascio e colore di luce, da ordinare separatamente). Corpo in pressofusione di alluminio con cataforesi e verniciatura a polvere di poliestere, base in alluminio tornito e trattato appositamente per la resistenza all'esterno. Puntabilità $\pm 90^\circ$ - orientabilità $\pm 355^\circ$. Il vetro trasparente e temprato con serigrafia nera è incollato alla ghiera removibile per la manutenzione del vano.

Alimentazione diretta 220-240V.

Modello DIFFUSED: versione parete, bollard a singola o doppia emissione da 500mm e 800mm oppure sospensione con tige. Sorgente luminosa power Led nelle colorazioni 2700K e 3000K CRI ≥ 90 . Corpo lampada e basetta in alluminio tornito trattato con cataforesi e verniciatura in polvere di poliestere. Il vetro trasparente e temprato con serigrafia nera è incollato al corpo a garanzia della tenuta IP66.

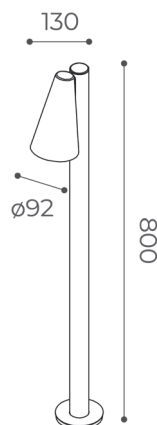
Alimentazione 220-240V (dimmabile phase-cut per la versione a parete) o 24V alimentazione remota da predisporre separatamente.

Design by Brian Sironi



Ster Diffused

single bollard h800



Available finishes:



Light Source
Supply
CRI
Dimmer
IP rating
Electrical Class
Application
Diffuser

mid power led
 220-240V
 ≥80
 only 24V (PWM)
 IP66
 II, III
 floor
 sandblasted glass

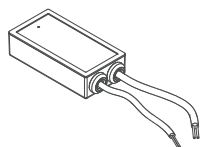
Power 24V 6Wled
 220-240V 6Wled - 8We
Led Colour temp. 2700K / 3000K



					white	sand	graphite	aluminium	corten	green
2700K 6Wled 8We	24V	III	diffused	lm	902832082	902832083	902832084	902832085	902832088	9028320816
3000K 6Wled 8We	24V	III	diffused	lm	902812082	902812083	902812084	902812085	902812088	9028120816
2700K 6Wled 8We	220-240V	II	diffused	lm	902831082	902831083	902831084	902831085	902831088	9028310816
3000K 6Wled 8We	220-240V	II	diffused	lm	902811082	902811083	902811084	902811085	902811088	9028110816



ACCESSORIES



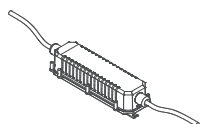
Power supply 16W 110-240V IP65
125x61x31mm

code **9059**



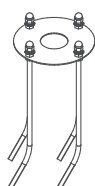
IP 68 Gel Box

code **9080**



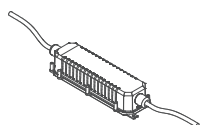
Power supply 24V DC 70W IP67
267x79x52mm

code **9049**



Anchor bolts
Ø88x165mm

code **9062**



Power supply 24V DC 150W IP67
267x79x52mm

code **9057**

ACCESSORIES:

code **9059 / 9049 / 9057 / 9080 / 9062**